

Content

1. Introduction.....	4
2. What makes collector-testing valuable?.....	5
3. Thermal Performance of Solar-Aircollectors	6
4. Presentation of Efficiency Curves.....	8
5. General Testing Features.....	9
6. Testing Conditions	10
7. Results of the Performance-tests of Solar-Aircollectors	11
SOLAHART	12
GRAMMER.....	17
AIDT MILJØ.....	21
SYSTEM LARSEN.....	24
SOLARWALL (4 m ² Panel)	25
ABB – THE FRIENDLY WALL (4 m ² Panel) Prototype and Improved Version	25
SECCO – SOLAR AIR-CHIMNEY(4 m ² Panel)	25
8. Summary.....	25

arsenal research

ARSENAL RESEARCH- the Austrian Centre for Research and Testing is a research centre owned by the Republic of Austria. With its about 220 employees in 4 specialised divisions Arsenal Research takes an interdisciplinary approach to projects on energy, environmental protection, construction engineering, traffic engineering and microelectronics.

The Department of Renewable Energies has been working in the fields of solar thermal energy for more than 20 years. Closely Connected to these working fields are air-conditioning, building technology and space heating, as well as photovoltaics.

ARSENAL is the only institution for testing and certification of solar thermal applications according to national Standards. Beside testing, Arsenal gives support to the industry during the developing process of solar collectors and components. Projects concerning dissemination of solar energy are also content of the work. Arsenal is also accredited for calibration of electrical quantities, pressure and temperature.

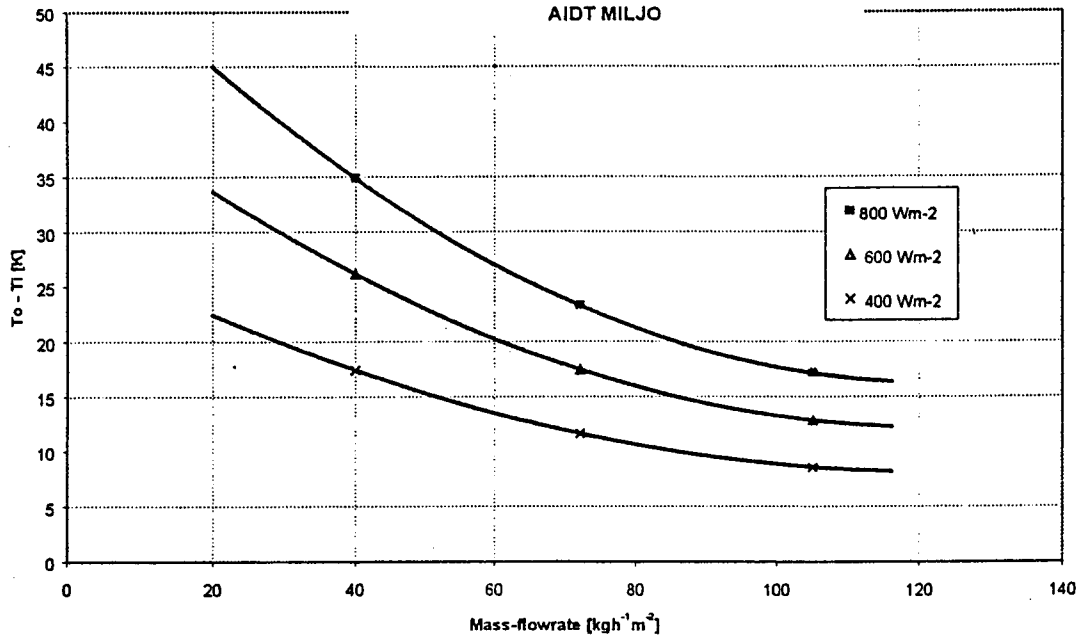
Symbols and Units

A_c	Collector reference area (normally: aperture area) [m^2]
C_p	Specific heat [$Jkg^{-1}K^{-1}$]
Eta, η	Efficiency
G_T	Global solar irradiance on tilted surface (further on only G) [Wm^{-2}]
G	Global solar irradiance [Wm^{-2}]
K	Kelvin
\dot{m}	Mass flow rate [$kg h^{-1}$]
Q_{sol}	Solar performance of the sun at the collector reference area [W]
Q_u	Useful gain of the collector [W]
T_a	Ambient temperature [$^{\circ}C$]
T_{am}	Measured absorber temperature [$^{\circ}C$]
T_i	Inlet temperature [$^{\circ}C$]
T_k	Collector temperature (physical collector-mean-temperatur) [$^{\circ}C$]
T_m	Mean Collector temperature (arithmetic mean value between inlet and outlet temperature) [$^{\circ}C$]
T_o	Outlet temperature [$^{\circ}C$]
W	Watt
α	solar absorptance
ΔT	temperature difference $T_o - T_i$ [K]
ε	hemispherical emittance
ρ	density of heat transfer fluid air [kgm^{-3}]
τ	transmittance
ξ	airflow-resistance

Temperature-rise vs. Mass-flowrate

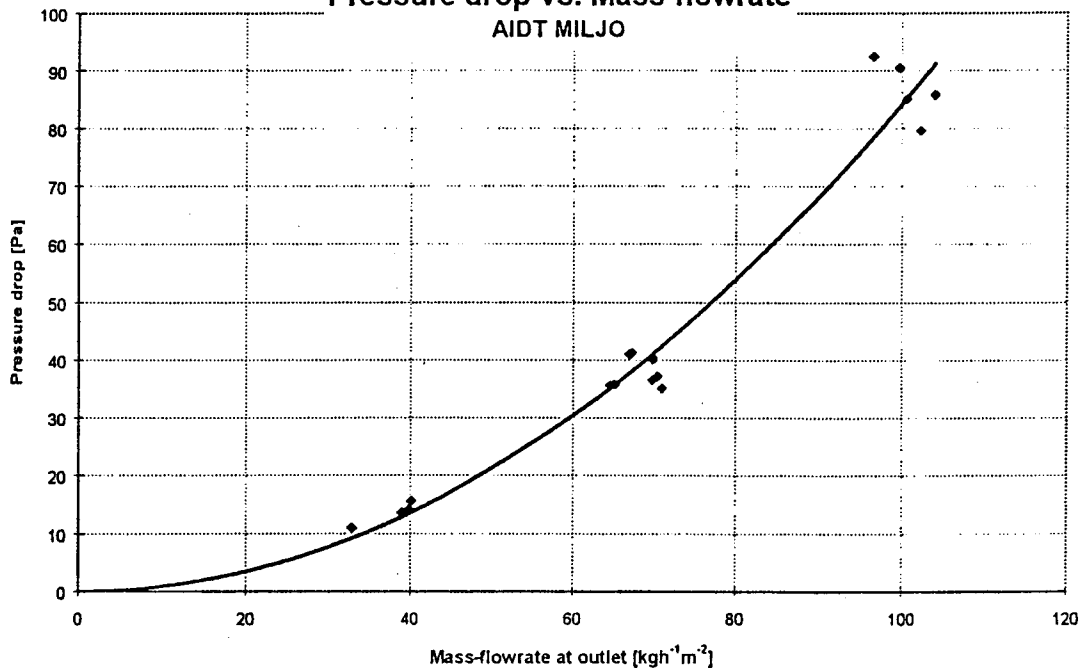
for $T_o = T_a$, Surrounding air speed 3ms^{-1}

AIDT MILJO



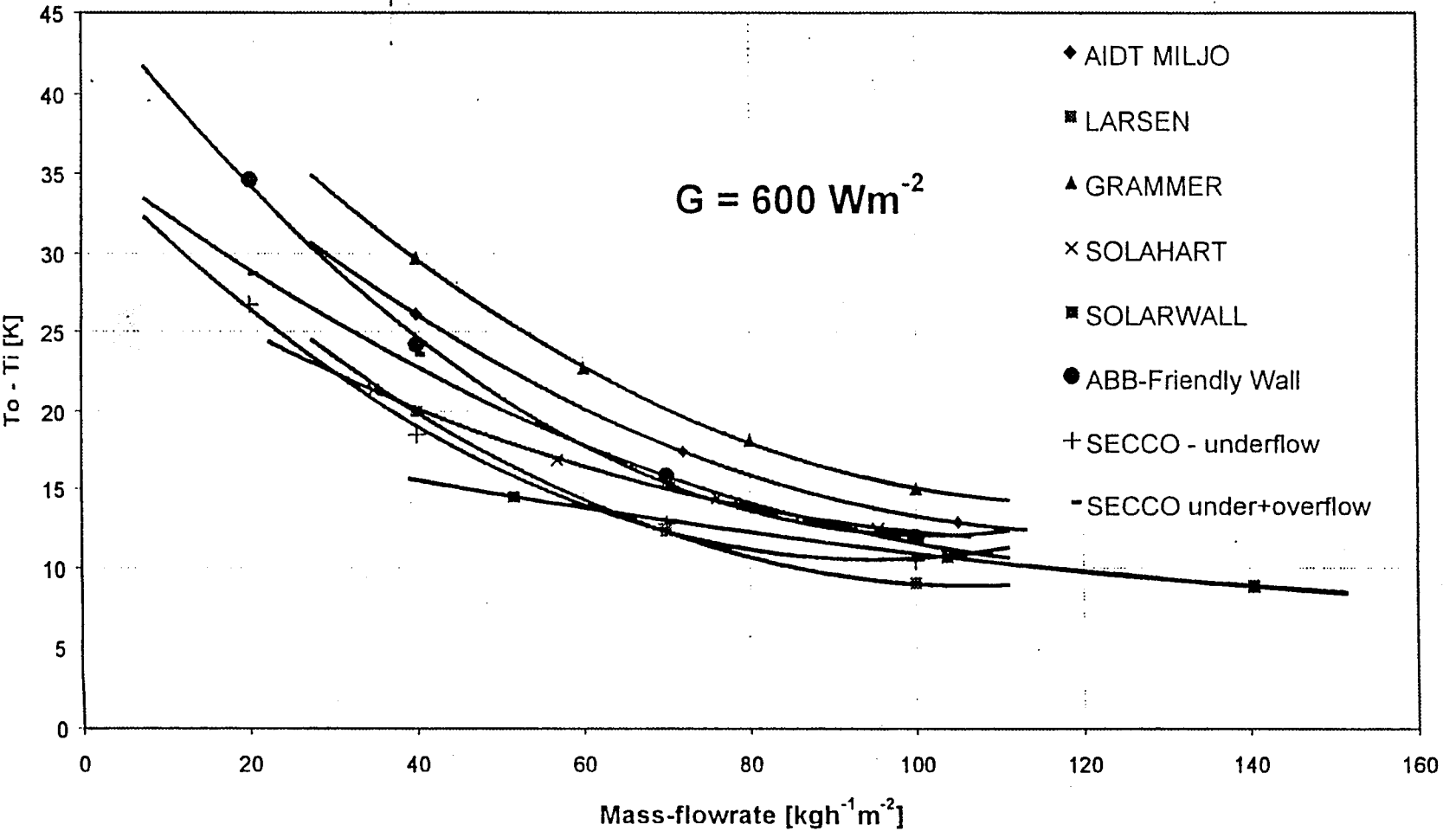
Pressure drop vs. Mass-flowrate

AIDT MILJO



Temperature-rise vs. Mass-flowrate

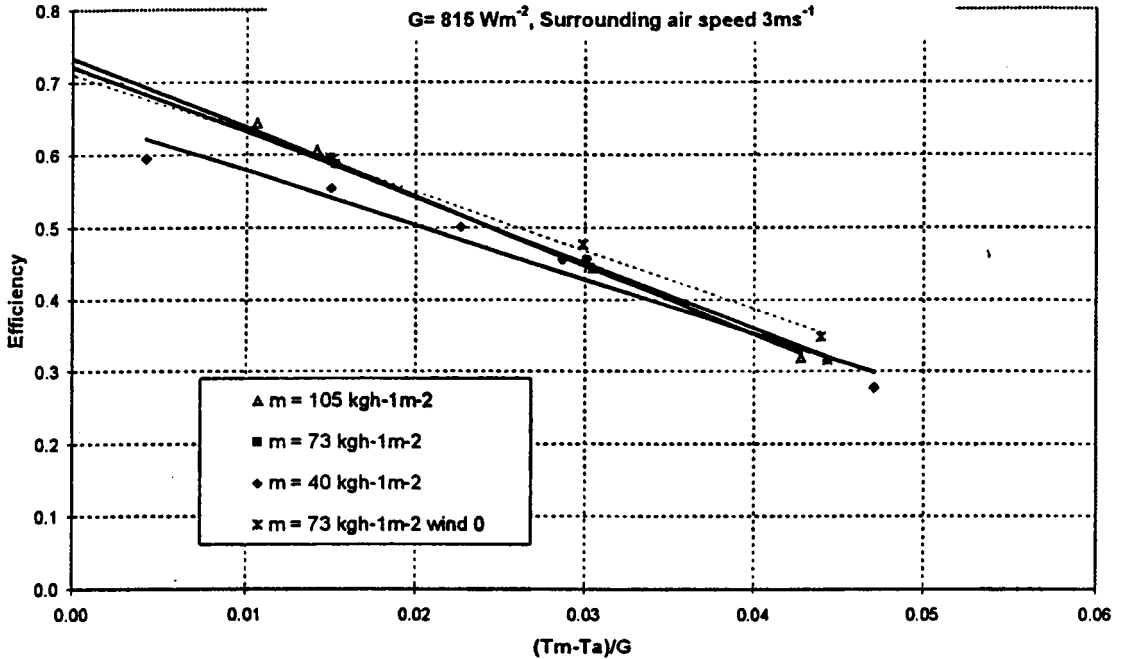
Surrounding air speed 3ms^{-1}



EFFICIENCY rel. to Mean-collector-temperature

AIDT MILJO

$G = 815 \text{ Wm}^{-2}$, Surrounding air speed 3 ms^{-1}

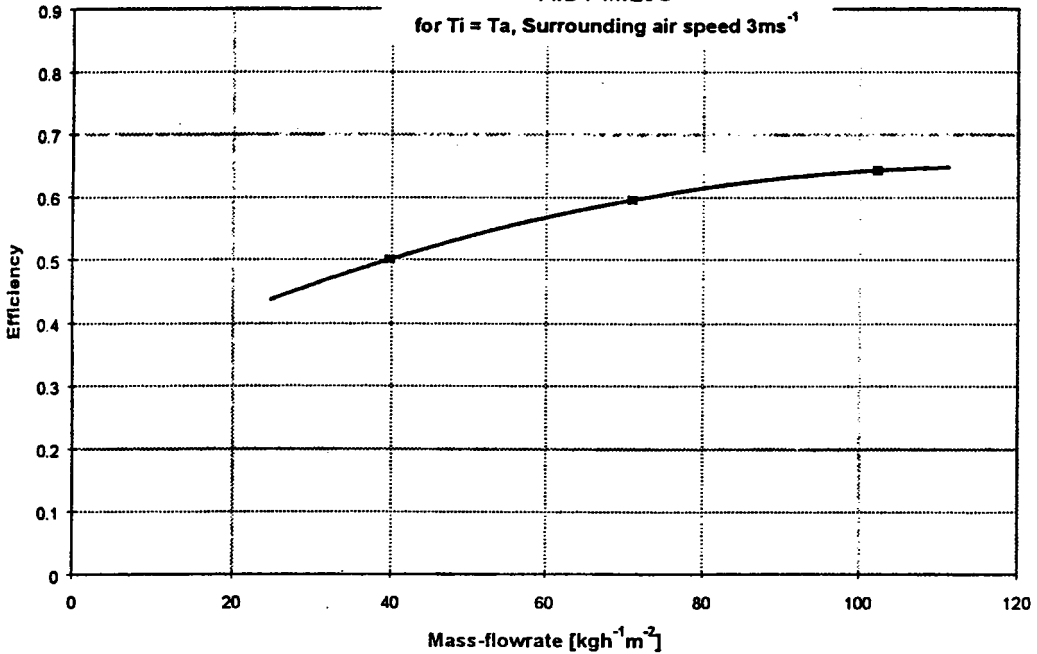


This collector is usually operating with $T_i = T_a$, therefore the following presentation is important as well:

EFFICIENCY vs. Mass-flowrate

AIDT MILJO

for $T_i = T_a$, Surrounding air speed 3 ms^{-1}



AIDT MILJØ

Kongrovensbrovej, Aidt, DK-8881 Thorsø

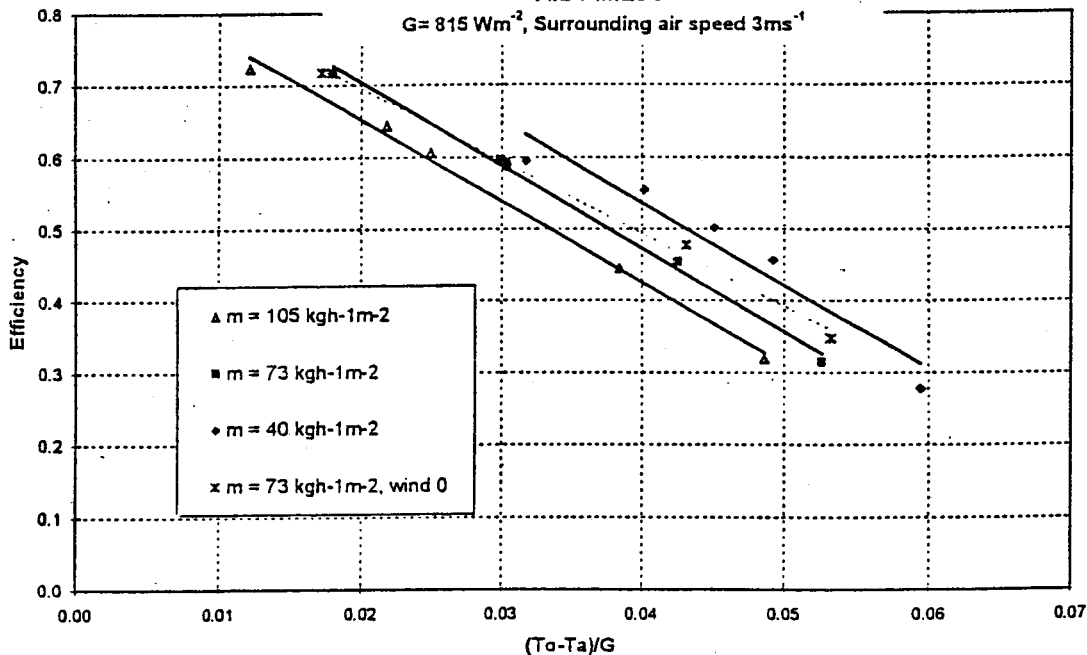
Phone: +45 86 96 67 00 Fax: +45 86 96 69 55, email: aidt@email.dk, <http://www.aidt.dk>

- **Reference area:** 1.24m² (gross dimensions: 1986mm*720mm)
- **Air-flow:** penetrating through a black porous felt absorbing mat
- **Glazing:** 6mm channelled sheet made of polycarbonate
- **Casing:** Aluminium
- **Absorber:** black porous felt absorbing mat
- **Insulation:** 30 mm mineral wool
- **Tilt angle for testing:** 45°
- **Tested at mass flowrates:** 40, 73, 105 kg h⁻¹ m⁻² (50, 90, 130 kg h⁻¹)

EFFICIENCY rel. to Outlet-temperature

AIDT MILJØ

$G = 815 \text{ W m}^{-2}$, Surrounding air speed 3 m s^{-1}



Note: At this diagram, you can see as mentioned in chapter 3, that due to the penetration of the air through the black porous absorber felt, very high heat transfer rates are obtained. Therefore in this case the presentation of the efficiency curve using the arithmetic mean temperature between inlet and outlet would be better suited.